

Push-type Detector Switches

SW1AG-400-1

1/2

Features

- ◇ Snap-in structure and connector fixing terminal, can be mounted flexibly.
- ◇ Superior reliability at micro-current by employing a sliding contact.

Applications

- ◇ Mechatronic detection for photocopy machine.



Actual size

Products Line

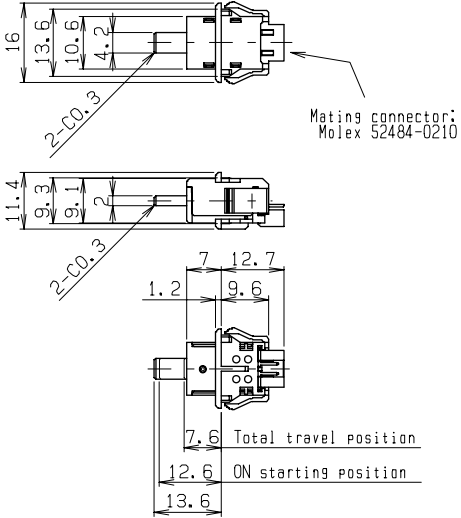
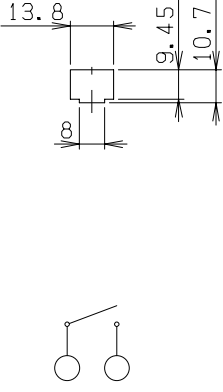
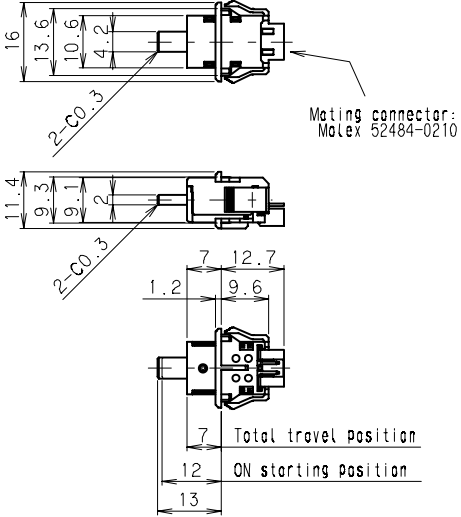
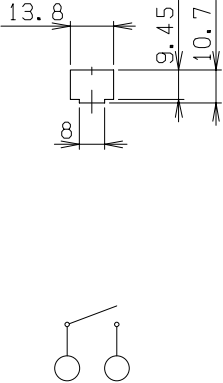
No	Products No	Pole	Position	Notes
1	SW1AG-400-1	1	1	
2	SW1AG-400-2	1	1	

Typical Specifications

Item	Specification
Ratings (max.)	0.5 to 10mA 5V DC (Resistive load)
Contact resistance	1 ohm max.
Insulation resistance	100 megohm min. 100V DC
Withstanding voltage	100V AC for 1min.
Operating life with load	50,000 cycles
Operating force	1N max.

Dimensions

Unit : mm

No	Style	P.C.B reference mounting hole Dimensions , Circuit diagram (TOP VIEW)
1	SW1AG-400-1 	
2	SW1AG-400-2 	

Notes

- The appearance and specifications of the product may be modified to improve its performance without prior notice.
- This catalog shows only outline specifications. When using the product, please obtain formal specifications.
- Please see appendix [Cautions in Using Switches].
- This switch is not washable.
- The attachment and detachment of connectors shall be made according to the specified direction and not apply stress to the other directions.
- The mounting of the switches on the panel shall be made vertically to the mounting direction and the stress from other directions shall not be applied to the switches.
The switches shall be mounted in the room temperature.
- In case circuit and software design consideration against chattering and bouncing shall be taken as below.
Read a few times. (Ex. 5ms for 5 times)
Set delay time.
Set integral circuit.
- As to threshold voltage, center setting is recommended.
- Care shall be taken not to apply stress to the body of switch as it may affect the performance.
- Please confirm the performance on actual operation by simulation with actual environment environments for high reliability.