

Push-type Detector Switches

SW1AF-360 Series

Features



- ◇Miniaturized for space saving design.
- ◇Superior reliability at micro-current by employing a sliding contact.
- ◇Reflow soldering is possible.

Applications

- ◇Mechatronic detection for audio and VCR FDD DVD units.

Products Number System

SW 1 AF - [] [] [] - [] []



Actual size

Zoom

Products Line

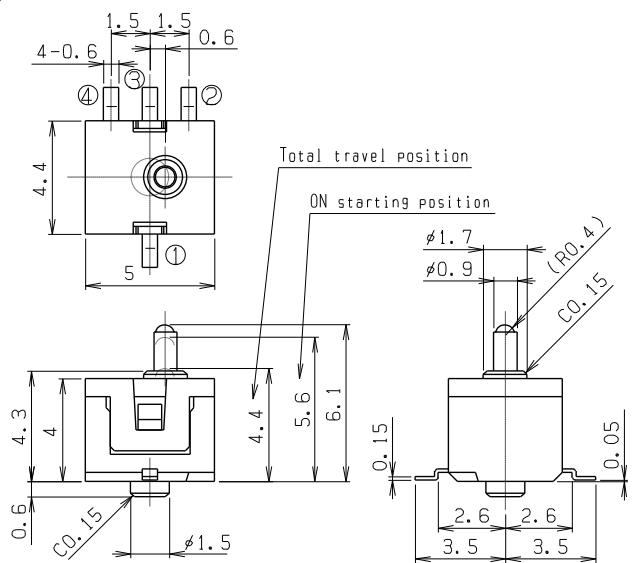
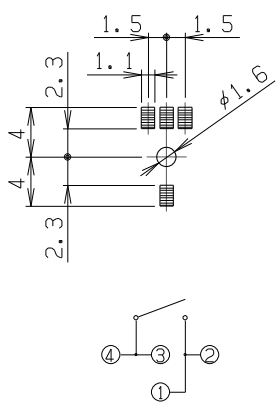
| No | Products No | Pole | Position | Quantity (pcs./reel) | Notes |
|----|---------------|------|----------|----------------------|-------|
| 1 | SW1AF-360-T10 | 1 | 1 | 1,000 | |

Typical Specifications

| Item | Specification |
|--------------------------|------------------------------------|
| Ratings (max.) | 0.5 to 10mA 5V DC (Resistive load) |
| Contact resistance | 1 ohm max. |
| Insulation resistance | 100 megohm min. 100V DC |
| Withstanding voltage | 100V AC for 1min. |
| Operating life with load | 100,000 cycles |
| Operating force | 0.4N max. |

□ Dimensions

Unit : mm

| No | Style | P.C.B reference Land Dimensions Circuit diagram (TOP VIEW) |
|----|---|---|
| 1 | SW1AF-360-T10  |  |

□ Notes

1. The appearance and specifications of the product may be modified to improve its performance without prior notice.
2. This catalog shows only outline specifications. When using the product, please obtain formal specifications.
3. Please see appendix [Cautions in Using Switches].
4. This switch is not washable.
5. Soldering shall be done with actuator at free position and take care not to attach flux on plastic portion.
6. Note that if the stress is applied to the terminals during soldering, they might cause deformation and defects in electrical performance.
7. In manual soldering, consideration should be given to apply the soldering iron to the tip of the terminal so that unusual pressure is not applied to the terminal.
8. In case circuit and software design consideration against chattering and bouncing shall be taken as below.
 - Read a few times. (Ex. 5ms for 5 times)
 - Set delay time.
 - Set integral circuit.
9. As to threshold voltage, center setting is recommended.
10. Care shall be taken not to apply stress to the body of switch as it may affect the performance.
11. Please confirm the performance on actual operation by simulation with actual environment environments for high reliability.