

Lever-type Detector Switches

SW1AB-480 Series

Features

- ◇ Miniaturized for space saving design.
- ◇ Superior reliability at micro-current by employing a sliding contact.
- ◇ This is a compact detector switch which can be pressed either horizontally or vertically.
- ◇ Reflow soldering is possible.



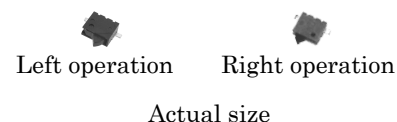

Zoom

Applications

- ◇ Mechatronics detection for audio and VCR Digital camera CD-ROM DVD units.

Products Number System

SW 1 AB - [] [] [] - [] []



Products Line

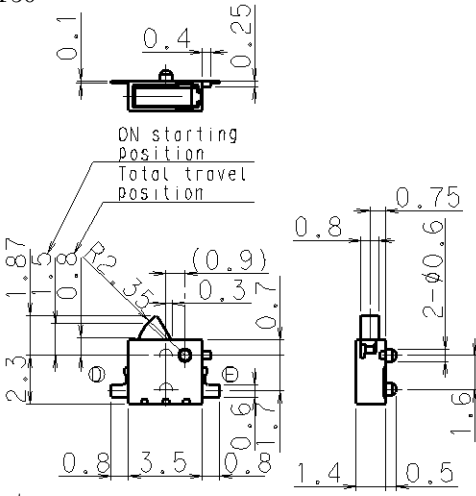
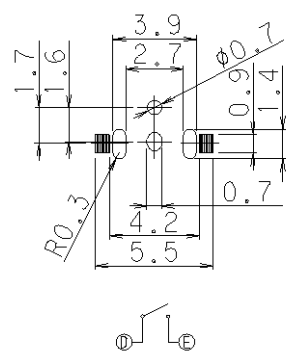
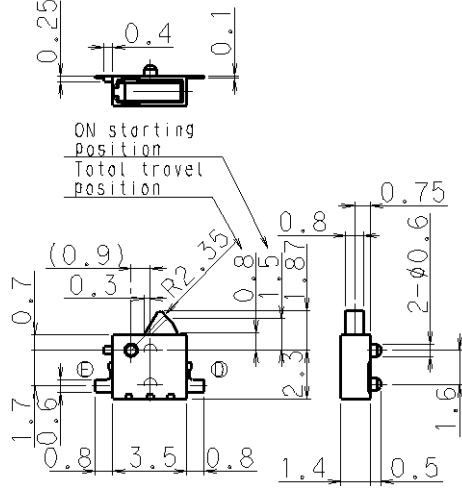
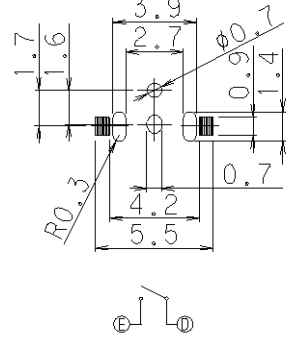
No	Products No	Pole	Position	Quantity (pcs./reel)	Notes
1	SW1AB-482-T50	1	1	5,000	Left operation type.
2	SW1AB-483-T50	1	1	5,000	Right operation type.

Typical Specifications

Item	Specification
Ratings	1mA 5V DC (Resistive load)
Contact resistance	1Ω max
Insulation resistance	100MΩ min. 100V DC
Withstanding voltage	100V AC for 1min
Operating life with load	50,000 cycles
Operating force	0.3N max

Dimensions

Unit : mm

No	Style	P.C.B reference Land Dimensions Circuit diagram (TOP VIEW)
1	<p>SW1AB-482-T50</p>  <p>Left operation type.</p>	
2	<p>SW1AB-483-T50</p>  <p>Right operation type.</p>	

Notes

- The appearance and specifications of the product may be modified to improve its performance without prior notice.
- This catalog shows only outline specifications. When using the product, please obtain formal specifications.
- Please see appendix [Cautions in Using Switches].
- This switch is not washable.
- Soldering shall be done with actuator at free position and take care not to attach flux on plastic portion.
- Note that if the stress is applied to the terminals during soldering, they might cause deformation and defects in electrical performance.
- In manual soldering, consideration should be given to apply the soldering iron to the tip of the terminal so that unusual pressure is not applied to the terminal.
- In case circuit and software design consideration against chattering and bouncing shall be taken as below.
 Read a few times. (Ex. 5ms for 5 times)
 Set delay time.
 Set integral circuit.
- As to threshold voltage, center setting is recommended.
- Care shall be taken not to apply stress to the body of switch as it may affect the performance.
- Please confirm the performance on actual operation by simulation with actual environment environments for high reliability.